








## DESINFECTION OF DISPOSABLE OR REUSABLE PROTECTIVE EYEWARE

### Before leaving the COVID-19 Zone

1	Wash your hands	
2	Remove the eyewear, being careful to handle only the temples (side pieces) because the front is considered to be contaminated	
3	Place the eyewear on the wipe	
4	Wash or disinfect your hands	
5	Disinfect <b>the inside of the eyewear first</b> and then the outside, using disinfecting wipes	
6	If the eyewear consists of goggles with a clip, detach the visor and disinfect it and the frame	
7	Wash or disinfect your hands	
8	Place it in a paper bag provided for this purpose or in an appropriate container, following the indications of the CHSLD staff members	
9	The eyewear can be used again safely during your next visit	